

Q-BEAN Wireless Headphone Link

USB Plug&Play

Remote Functions

2-Way Interactive

Talk Ready

CD Quality Audio



Unique Features :

1. Uncompressed, high quality audio transmission(90 dB SNR).
2. Low power consumption with almost 2 times longer battery life than alternative solutions such as Bluetooth.
3. Fast transmitter and Receiver pairing
4. Extremely robust communication linkage, even with several interferences.
5. USB Plug-and-Play wireless Q-Bean that supports PC music/game sounds and back-channel voice simultaneously.
6. Effective range of use: 30 feet (150 feet line-of-sight)
7. Use with Laptop, PC

Product Accessories :



Q-Bean * 1pcs



EARPHONE *1pcs



NECK STRAP *1pcs



PC USB PUCK * 1pcs



USB CHARGING CABLE * 1pcs

Specification

Model	Q-Bean
Wireless Technology	WiStereo™ for advanced 2-way digital transmission in the 2.4GHz frequency band
Listen Time(pre charge)	Approximately 6 hours
Talk Time (pre charge)	Approximately 5 hours
Standby Time	Approximately 1.5 months
Charge Time	Approximately 3 hours
Distance of Use	100 feet
Q-Bean Weight	1 ounces
USB Puck	1.8 ounces
Charging Method	Through PC USB port
Battery Type	Lithium Polymer
Frequency Response	20Hz~30,000Hz (perfect for all music, game, and voice)
Audio Quality	Uncompressed audio for music (CD-quality) and voice (extra clarity)
Distortion (T.H.D.)	≤0.08% (professional grade audio Performance)

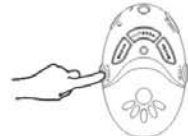
Pairing the Q-Bean to the USB Puck

Press PAIR button to connect the signal transmission.



- Devices are waiting for pairing
- Q-Bean indicates fast flashing green light.
 - USB Puck indicates slow flashing green light.
- Devices are paired
- Q-Bean indicates slow flashing green light.
 - USB Puck indicates steady green light.

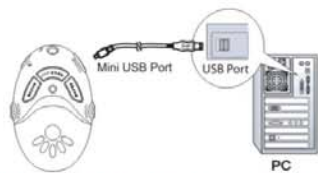
Turn on/off the Q-Bean



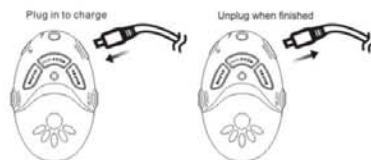
- Power on : Press the power button to turn on the Q-Bean.
- Power off : Press and hold the power button for 3 sec. To turn off the Q-Bean.

Getting Started

Charging :

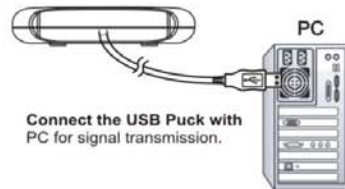


- First time use : Charge 4 hours before using the Q-Bean
- Steady red light is turned on when the Q-Bean is in charge.
- Steady red light is turned off when the Q-Bean is fully charged.



- Regular use : Charge the Q-Bean approximately 2 hours if the battery was completely used up.

Connect the USB Puck



Connect the USB Puck with PC for signal transmission.

Multi-function keys define

-
- 1 POWER
 - 2 EARPHONE
 - 3 CHARGE
 - 4 RESET
 - 5 VOL- / BACKWARD
 - 6 PAIR / PAUSE / PLAY
 - 7 VOL+ / FORWARD
 - 8 LED INDICATOR

- 1 POWER
Turn on / off: Press the power/pair button less than 3 seconds.
- 2 EARPHONE
Headphone jack.

Multi-function keys define

- 3 MICROPHONE
Receive voice input which is always on while the power is turned on.
- 4 CHARGE
Connect USB charging cable to PC for recharging.
- 5 RESET
Press to reset the Q-Bean, in case the Q-Bean is not functioning properly.
- 6 VOL- / BACKWARD
Vol- : decrease volume by push the button for 1 sec. Backward: play backward by push the button for 3 sec.
- 7 PAIR / PAUSE / PLAY
Push key (first time) ≤ 1 seconds = Press the "power/pair button" more than 3 seconds
Push key again ≤ 1 seconds = Pause song or music Voice On
Push key again ≤ 1 seconds = Pause off
Push key ≥ 5 seconds = Power off
- 8 VOL+ / FORWARD
Vol+ : increase volume by push the button for 1 sec. Forward: play forward by push the button for 3 sec.
- 9 LED INDICATOR
A green LED indicator represents signal connections.
Power On : LED flash / 0.4 second = Connection fail.
LED flash / 1.5 second = Connection succeed.
Power Off : LED off.
Charging : Steady red light is turned off when the Q-Bean is fully charged.

LTB LIMITED 1 YEAR WARRANTY

LTB Audio Systems, Inc. warrants that for 1 year from the date of original purchase, it will replace this product if found to be defective in materials or workmanship. Return it postage prepaid to the Product Exchange Center address for prompt, no charge replacement with a current equivalent. This replacement is LTB Audio Systems, Inc. sole obligation under this warranty LTB Audio Systems, Inc. will not be responsible for any incidental or consequential damages, or for any loss arising in connection with the user's inability to use this product. ▶

LTB LIMITED 1 YEAR WARRANTY

▶ Some states do not allow the exclusion or limitation of incidental or consequential damages, so the above limitation or exclusion may not apply to you. This warranty excludes defects or damage due to misuse, abuse, or neglect. This warranty gives you specific legal rights, and you may also have other rights, which vary from state to state.

©2007 LTB Audio Systems, Inc.
Product Service Center
375 North Street, Unit N
Teterboro, NJ 07608

Trademark(s)©Registered
Marca(s) Registrada(s)
www.ltbaudio.com
Manufactured In China